

The background of the entire image is a dark, monochromatic marbled pattern. It features intricate, swirling veins of light gray and white against a dark charcoal or black base, creating a sophisticated and organic texture.

# Lime Sense

Stone Collection

P O R C E L A I N   T I L E S





Lime Sense - Silver Grey

# Lime Sense

## Stone Collection

Lime Sense is a naturally warm, stone effect porcelain tile that celebrates the sedimentary qualities of Limestone. With its delicate limed surface, a contemporary backdrop can be created, ideal for residential and commercial spaces. A large format tile, Lime Sense is available in three sizes up to 1000 mm x 3000 mm and three muted tones. Lime Sense is lightweight, being only 6 mm in thickness, which makes it suitable for the cladding of walls and other vertical or horizontal surfaces such as worktops. Lime Sense also has a Structured finish with an anti-slip rating of R10, which when combined with the durability of porcelain, ensure its suitability for high traffic areas both inside and out.

3 COLOURS | 3 SIZES | 1 FINISH







Lime Sense  
Chalk

Face 1

Face 2

Face 3

Face 4

Face 5







Lime Sense - Silver Grey



Lime Sense  
Silver Grey

Face 1

Face 2

Face 3

Face 4

Face 5









Lime Sense  
Charcoal

Face 1

Face 2

Face 3

Face 4

Face 5







# Colours



Chalk



Silver Grey




Charcoal



# Colours

COLOUR	FINISH	SIZE(MM)
Chalk   Charcoal   Silver Grey	Structured	1000 X 3000 X 6
Chalk   Charcoal   Silver Grey	Structured	1000 X 1500 X 6
Chalk   Charcoal   Silver Grey	Structured	1000 X 1000 X 6

# Size Guide (mm)





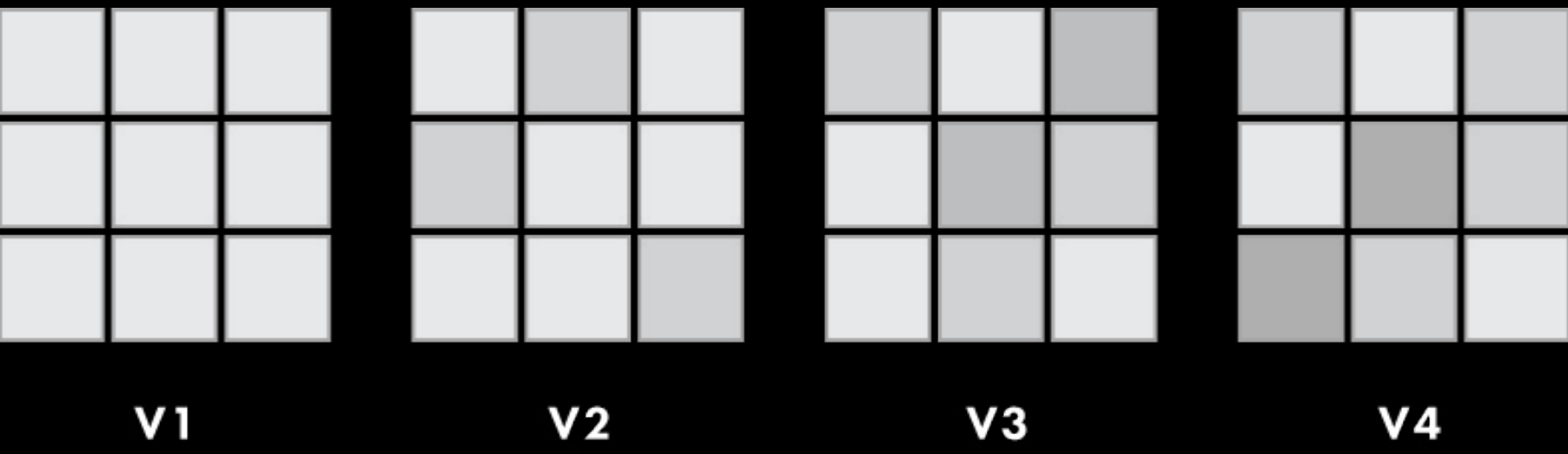
# Technical Details

SPECIFICATION	TEST METHODS	REQUIRED VALUE	MANUFACTURERS MEAN VALUE
Length and width	ISO 10545-2	± 0.6% Max	± 0.1%
Thickness	ISO 10545-2	± 5% Max	± 3%
Linearity	ISO 10545-2	± 0.5% Max	± 0.1%
Wedging	ISO 10545-2	± 0.6% Max	± 0.1%
Warpage	ISO 10545-2	± 0.5% Max	± 0.2%
Water absorption	ISO 10545-3	≤ 0.5 %	0.03% - 0.06%
Deep abrasion resistance	ISO 10545-6	≤ 175 mm³	142 mm³
Coefficient of linear thermal expansion	ISO 10545-8	Testing method available	On request
Resistance to thermal shocks	ISO 10545-9	Testing method available	Resistant
Frost resistance	ISO 10545-12	No sample must show alterations to surface	Frost proof
Resistance to chemical products	ISO 10545-13	No sample must show visible signs of chemical attack (acids, bases, additives for pools) except for products containg Hydroflouric Acid and derivates.	Complies
Stain resistance	ISO 10545-14	Testing method available	Resistant to stain



# Shade Tone Variance

Shade, texture and tone can vary from piece to piece within a single tile production run. V1 shade tone variation has little or no change from piece to piece where a V4 might have a substantial variety of shade, texture and tone variation.



VARIANCE RATING	DESCRIPTION
V1	Uniform Appearance
V2	Slight Variation
V3	Moderate Variation
V4	Substantial Variation

COLOUR	VARIANCE
Chalk	V2
Charcoal	V2
Silver Grey	V2

# Ramp Test Values (DIN 51130)

DIN Standard Ramp Testing (DIN 51130) is an alternative to Pendulum Testing and generally categorised as an ‘off-site’ activity because of the size and complexity of the equipment required to carry out the test. The Slip Resistance Values (RSV) are factory gate values (based on supplied tiles) and categorised using the Ramp Test (DIN 51130) method which is commonly used by European factories. In this method, a lubricated inclined platform is adjusted to a gradually increasing gradient, and the angle is measured at which a person walking on it slips.

R RATING VALUE	FRICTION
R9	Minimal
R10	Normal
R11	Good
R12	Good
R13	Very High

COLOUR	FINISH/STYLE	R RATING VALUE	FRICTION
Chalk	Structured	R10	Normal
Charcoal	Structured	R10	Normal
Silver Grey	Structured	R10	Normal





Lime Sense - Chalk



# P O R C E L A I N T I L E S

North London Showroom  
23 Temple Fortune Parade  
Finchley Road  
London NW11 0QS  
020 3141 3337

[www.porcelaintiles.co.uk](http://www.porcelaintiles.co.uk)

South London Showroom  
88 High Street Wimbledon  
London SW19 5EG  
020 3141 3337

[enquiry@porcelaintiles.co.uk](mailto:enquiry@porcelaintiles.co.uk)