

CONTENTS

Narrazione

Concrete renaissance	09
Lifestyle and emotion	10
Advanced technology	13
TAILOR - MADE ⁺	14
Knowledge from experience	17
Showroom experience	19
Contact	103

Concrete - Numero Uno

Calma	22
Urbe	40
Fusione	66
Edge	84
Resin Sense	112

c c e x c c ə x c c
o o n r e o n r o o
ɔ c ə c ɔ c e c ɔ c
x r o c x r o c x r
c c e x c c ə x c c
o o n r e o n r o o



Concrete renaissance


Hulking, massive and monumental, the last 50 years has seen concrete associated with the brutal and unsympathetic. But the aesthetic and adaptive qualities of concrete are once again being celebrated as designers enjoy its effectiveness as an architectural skin.

With endless possibilities of application, from monolithic and sculptural structures, polished concrete flooring and exposed concrete walls, the Porcelain Tiles Concrete Collection is ensuring that this renaissance continues.



Lifestyle and emotion

With an unmistakable Italian style, each and every tile is the embodiment of innovation and technical development and has the power to influence lifestyle and excite emotion. And while meeting the demanding structural and aesthetic needs of our clients and providing the style to satisfy modern and traditional tastes, porcelain has become the new luxury surface covering with the strength to shape design trends.



Advanced technology

Dedication and creativity drive us to explore the limits to what porcelain can do, and while we marvel at the grandeur of Calacatta marble and take pride in the sculptural forms of poured concrete, we realise this is a limit we have yet to reach. In pursuit of this goal we continue to innovate and offer products boasting the highest level of differentiated design, exceptional craftsmanship and state-of-the-art technology. All our porcelain tiles are manufactured in Italy with respect to the environment and are proudly ECOLABEL and LEED® certified.



TAILOR-MADE⁺

From luxurious interiors featuring bespoke, monolithic furniture to one-off pieces celebrating the artistry of the material, our clients are realising the most extraordinary and breathtaking concepts, all fabricated from porcelain. Through our latest collection, a typically austere concrete shell is gently softened to form a distinctly modern material, befitting of today's architectural design.

The latest technology has meant that 6 millimetre thickness porcelain can be cut, shaped, mitred or drilled to almost any size or pattern. This has empowered designers to specify this innovative material for additional object-based surfaces and form entirely bespoke fabrications. From hidden doors and sliding walls, kitchen worktops with integrated basins, vanity units, stand-alone objects, desks and furnishing accessories, every design can now benefit from the stunning beauty, flexibility and superior technical performance of porcelain.



Knowledge from experience

Our products have been specified in over a thousand projects worldwide, including some of London's most prestigious homes, and we are proud of the reputation we have earned within the architectural design sector. Providing our clients with a knowledgeable service and a superior product ensures that each and every project, whether it be a new development, contemporary office space or luxury hotel, has the opportunity to realise its potential to enhance the lifestyle of its occupants.



Showroom experience

Light and scale are the defining features of our new look London showrooms. From the immersive large format displays, carefully considered lighting and touchscreen technology, our clients experience a relaxed and unhurried environment, perfect for finding those hidden details that make Italian porcelain so captivating.

Calma

Alongside tone and surface texture, colour is the central design element when using concrete as a building material. Calma is a new concrete-effect porcelain tile available in five dusty shades, including a pigmented charcoal.

With ten practical sizes including 1.5 x 3 metre slabs, Calma is offered in 6 mm thickness, making it a flexible and adaptable surface for a host of applicational needs. For designers creating custom concrete interiors, Calma is completely waterproof, has anti-microbial properties and is resistant to extreme heat. This makes it the ideal material for countertops and work surfaces, but unlike standard concrete, Calma is practically maintenance free with its resistance to scratches and stains, and no requirement for sealant.

Calma's authentic tones and textures make it ideal for contemporary schemes where the beauty of exposed materials is celebrated, combining a robust yet elegant surface with efficient and innovative design.

5 COLOURS | 10 SIZES | 4 FINISHES

V2 VARIATION NATURAL, GRIP | V3 VARIATION STRUCTURED



Calma Colours



Caramello



Ecrú



Nuvola



Gesso

Calma Colours



Inchiostro



Calma - Inchiostro





Calma Sizes

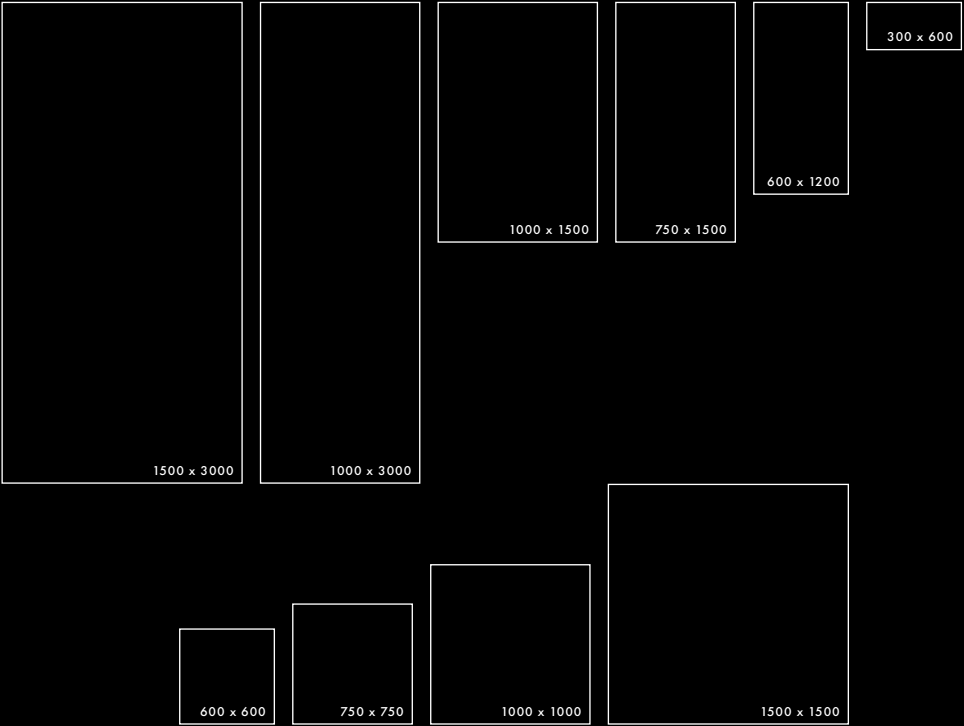
COLOUR	FINISH	SIZE
Caramello Ecrú Gesso Inchiostro Nuvola	Natural	1500 X 3000 X 6
Caramello Ecrú Gesso Inchiostro Nuvola	Natural	1000 X 3000 X 6
Caramello Ecrú Gesso Inchiostro Nuvola	Natural	1500 X 1500 X 6
Caramello Ecrú Gesso Inchiostro Nuvola	Natural	1000 X 1500 X 6
Caramello Ecrú Gesso Inchiostro Nuvola	Natural	750 X 1500 X 6
Caramello Ecrú Gesso Inchiostro Nuvola	Grip	600 X 1200 X 20
Caramello Ecrú Gesso Inchiostro Nuvola	Honed	600 X 1200 X 9
Caramello Ecrú Gesso Inchiostro Nuvola	Natural	600 X 1200 X 9
Caramello Ecrú Gesso Inchiostro Nuvola	Structured	600 X 1200 X 9
Caramello Ecrú Gesso Inchiostro Nuvola	Natural	1000 X 1000 X 6
Caramello Ecrú Gesso Inchiostro Nuvola	Natural	750 X 750 X 6
Caramello Ecrú Gesso Inchiostro Nuvola	Grip	600 X 600 X 20
Caramello Ecrú Gesso Inchiostro Nuvola	Honed	600 X 600 X 9
Caramello Ecrú Gesso Inchiostro Nuvola	Natural	600 X 600 X 9
Caramello Ecrú Gesso Inchiostro Nuvola	Structured	600 X 600 X 9
Caramello Ecrú Gesso Inchiostro Nuvola	Honed	300 X 600 X 9
Caramello Ecrú Gesso Inchiostro Nuvola	Natural	300 X 600 X 9
Caramello Ecrú Gesso Inchiostro Nuvola	Structured	300 X 600 X 9

Step and skirting tiles are available, please see website for details.

Calma - Caramello & Inchiostro



Calma Sizes





THE ROOM



Urbe

Fitting perfectly with today's architectural trend for industrial materials, Urbe is a contemporary concrete-effect range that is available in six cool shades. Ten sizes are available, including the extra large 1000 x 3000 mm format that looks stunning when used as an internal or external wall covering.

Urbe can also be specified in 20 mm thick slabs that can be laid on pedestals or used for outdoor applications, with or without adhesive. As with all our porcelain tiles, Urbe is suitable for use with underfloor heating systems creating a backdrop that displays that industrial feel whilst remaining both comfortable and warm to the touch.

Each shade also comes in 'Weave', a subtle 600 x 600 mm decor tile which can be used to create an original floor or a spectacular feature wall.

6 COLOURS | 10 SIZES | 2 FINISHES | V3 VARIATION



Urbe Colours



Avorio

GRIP



Corda

GRIP



Urbe Colours



Nocciola

GRIP



Fume

GRIP



Grigio

GRIP



Carbone

GRIP









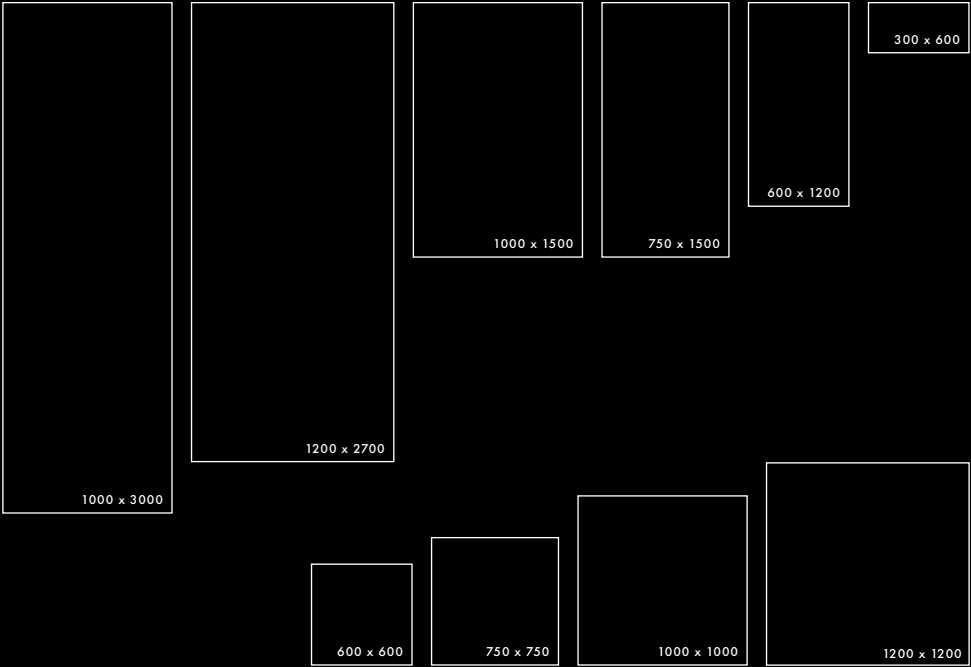


Urbe Sizes

COLOUR	FINISH	SIZE(MM)
Avorio Corda Fume Grigio	Active	1000 X 3000 X 6
Avorio Carbone Corda Fume Grigio Nocciola	Natural	1000 X 3000 X 6
Avorio Carbone Corda Fume Grigio Nocciola	Natural	1200 X 2700 X 6
Avorio Carbone Corda Fume Grigio Nocciola	Natural	1000 X 1500 X 6
Avorio Carbone Corda Fume Grigio Nocciola	Natural	750 X 1500 X 6
Avorio Carbone Corda Fume Grigio Nocciola	Natural	1200 X 1200 X 6
Avorio Carbone Corda Fume Grigio Nocciola	Grip	600 X 1200 X 20
Avorio Corda Fume Grigio	Active	600 X 1200 X 8
Avorio Carbone Corda Fume Grigio Nocciola	Natural	600 X 1200 X 8
Avorio Carbone Grigio	Grip	1000 X 1000 X 20
Avorio Corda Fume Grigio	Active	1000 X 1000 X 6
Avorio Carbone Corda Fume Grigio Nocciola	Natural	1000 X 1000 X 6
Avorio Carbone Corda Fume Grigio Nocciola	Natural	750 X 750 X 6
Avorio Carbone Corda Fume Grigio Nocciola	Grip	600 X 600 X 20
Avorio Corda Fume Grigio	Active	600 X 600 X 8
Avorio Carbone Corda Fume Grigio Nocciola	Natural	600 X 600 X 8
Avorio Carbone Corda Fume Grigio Nocciola	Natural	300 X 600 X 8



Urbe Sizes



Step and skirting tiles are available, please see website for details.

Urbe Weave

Urbe Weave is a subtle decorative option that can be used to soften Urbe's industrial feel by introducing a delicate pattern that appears to float on the surface of the tile. These coordinating 600 x 600 mm tiles are available in all six colourways and a Natural finish.



Grigio



Corda



Nocciola



Avorio



Fume



Carbone

Urbe - Avorio Weave







Fusione

Fusione is a metal and concrete fusion that displays the tonal variations, watermarking and subtle mottling synonymous with an aged concrete floor.

Large format tiles, only 6 mm deep, mean that Fusione can be used both as traditional flooring or as wall cladding to add strength and an industrial feel to commercial and urban developments. And with seven sizes (up to 1500 mm x 3000 mm slabs) and many shimmering colourways, Fusione is not only a practical solution, but also fits perfectly with the current trend for exposed structural materials.

7 COLOURS | 7 SIZES | 1 FINISH | V3 NATURAL



Fusione Colours

NATURAL



Pearl Plate

NATURAL



Grey Plate

NATURAL



Aurora

NATURAL



Corten

Fusione Colours

NATURAL



Minerva

Fusione - Minerva

Fusione Colours



Artemide



Black Plate



Fusione - Grey Plate & Black Plate (wall)








Fusione Sizes

COLOUR	FINISH	SIZE(MM)
All colours	Natural	1500 X 3000 X 6
Artemide Aurora Minerva	Natural	1000 X 3000 X 6
All colours	Natural	1500 X 1500 X 6
Artemide Aurora Minerva	Natural	1000 X 1500 X 6
All colours	Natural	750 X 1500 X 6
Artemide Aurora Minerva	Natural	1000 X 1000 X 6
All colours	Natural	750 X 750 X 6



Step and skirting tiles are available, please see website for details.



Edge

Edge is an exciting new concrete effect range featuring ten cool shades. Large formats, in 1200 x 2400 mm sizes, create minimal grout lines, a look synonymous with natural concrete.

As a contemporary backdrop, Edge features a soft concrete finish and can be specified for use on floors, walls and countertops, adding to the illusion of a single uninterrupted surface. Supplied with Natural, Grip and Structured finishes, Edge is suitable for use throughout a development, including high-traffic areas, kitchens and wet rooms. A 20 mm Grip option also makes it ideal for alfresco living and rooftop bars.

With eleven practical sizes, Edge fits perfectly with today's trend for exposed building materials and pared-down interiors.

10 COLOURS | 9 SIZES | 3 FINISHES | V2 VARIATION



Edge Colours



Camoscio



Tortora



Biscotto



Tabacco

Edge Colours



Carbone



Lino

Edge - Carbone and Lino



Edge Colours



Argento



Chiaro



Polvere



Zenzero



Edge - Biscotto



Edge - Camoscio



Edge - Carbone



Edge - Chiaro




Edge - Lino



Edge - Polvere





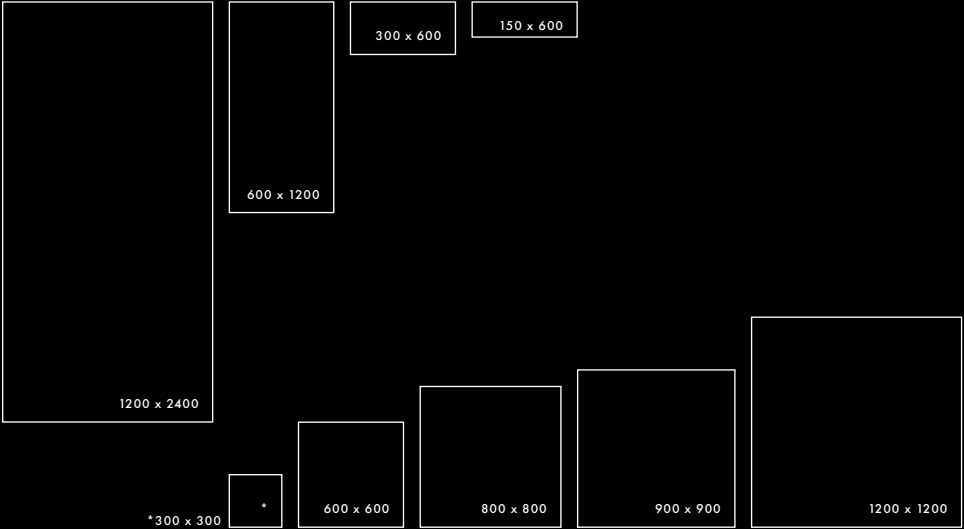




Edge - Carbone

Edge Sizes


COLOUR	FINISH	SIZE(MM)
Argento Biscotto Camoscio Carbone Chiaro	Natural	1200 X 2400 X 9
Lino Polvere Tabacco Zenzero	Grip	1200 X 1200 X 20
Carbone Lino		
Argento Biscotto Camoscio Carbone Chiaro	Natural	1200 X 1200 X 9
Lino Polvere Tabacco Zenzero	Grip	600 X 1200 X 20
Camoscio Carbone Lino Polvere Tabacco	Natural	600 X 1200 X 9
All colours	Grip	900 X 900 X 20
Camoscio Carbone Lino Polvere Tabacco	Natural	800 X 800 X 9
All colours	Grip	600 X 600 X 20
Camoscio Carbone Lino Polvere Tabacco	Natural	600 X 600 X 9
All colours	Structured	600 X 600 X 9
All colours	Natural	300 X 600 X 9
All colours	Structured	300 X 600 X 9
All colours	Natural	150 X 600 X 9
Argento Biscotto Camoscio Chiaro Lino Zenzero	Natural	300 X 300 X 9




Step and skirting tiles are available, please see website for details.

Edge Mosaic

The strength of concrete is enhanced further with the addition of thoughtful decorative options within the Edge range. The regular 150 mm x 600 mm tile can be used to add interest to monotone schemes. Two standard Mosaic tiles are also available in 48 mm x 48 mm and 25 mm x 48 mm chip sizes, each supplied on a 300 x 300 mm mesh.



Mosaic - 48 x 48 mm



Mosaic - 25 x 48 mm





Resin Sense

Celebrating the strength and beauty of poured concrete, Resin Sense offers a state-of-the-art concrete effect that displays the character and variation of a hand-finished surface. Authentic etching and floating marks combine to create an architectural appearance, ideal for minimalist live/work spaces and contemporary interiors.

Resin Sense is offered in four neutral shades and is available in three large formats up to 1000 x 3000 mm. A simplified installation process offers potential cost savings for fitting and preparation, while the lightweight 6 mm thickness, provides exciting opportunities for coordinating wall and surface covering, ideal for today's open plan living spaces. 6 mm porcelain also lends itself to object-based fabrication, the cladding of doors, tables and worktops and the creation of beautiful architectural details and bespoke elements.

With its superior technical performance, Resin Sense is able to satisfy the most demanding of creative and technical project requirements.

4 COLOURS | 3 SIZES | 1 FINISH | V2 VARIATION NATURAL



Resin Sense Colours

NATURAL



Lime

NATURAL



Argento

NATURAL



Viola

NATURAL



Marrone







Resin Sense - Marrone



Resin Sense - Viola



Resin Sense Sizes

COLOUR	FINISH	SIZE(MM)
Argento Lime Marrone Viola	Natural	1000 X 3000 X 6
Argento Lime Marrone Viola	Natural	1000 X 1500 X 6
Argento Lime Marrone Viola	Natural	1000 X 1000 X 6



Step and skirting tiles are available, please see website for details.



c c e x c c ə x c c
o o n r e o n r o o
ɔ c ə c ɔ c e c ɔ c
x r o c x r o c x r
c c e x c c ə x c c
o o n r e o n r o o

PORCELAIN TILES

North London Showroom
23 Temple Fortune Parade
Finchley Road
London NW11 0QS

South London Showroom
88 High Street Wimbledon
London SW19 5EG

020 3141 3337
enquiry@porcelaintiles.co.uk
porcelaintiles.co.uk

The information printed in this brochure is as accurate as possible at the time of printing, but should not be considered as legally binding. The company reserves the right to modify, change, or cancel the content of this brochure without prior notice. The technical details mentioned cancel and replace the ones reported previously and where dimensions or sizes are specified, they shall be deemed to be nominal. The images, colours and finishes featured are for illustrative purposes only and may feature products that are not currently available.
©Porcelain Tiles Ltd – All rights reserved. V.21.225